COMPOSANTS PNEUMATIQUES

SERIE 100

Guide des désignations

MV AU4 15 3 PU ML NC P

Produit
MV = mini-distributeur

Connexion
AU4 = raccords instantanés ø 4 mm
M5 = M5
AL4 = raccords instantanés ø 4 mm latéral
ML5 = M5 latéral

Taille
15 = 15 mm

Fonction
2 = 2/2
3 = 3/2

Commande
PU= poussoir
PP= poussoir avec traversée de cloison
LT = levier sensible
RL= levier à galet
RU= levier à galet unidirectionnel
PB= commande à panneau

Rappel
ML = ressort

Option
NC = normalement fermé
NO = normalement

Matière
P = plastique

Les mini-distributeurs à obturation de la série 100, réalisés en technopolymère, ont été conçus pour répondre à de nombreuses exigences d'application. Encombrement minimum, vitesse et précision du signal, sont quelques unes des caractéristiques de cette série disponible dans une vaste gamme de commandes.
Elle est disponible dans les versions suivantes : M5 et raccords instantanés ø 4 mm.

Matières utilisées

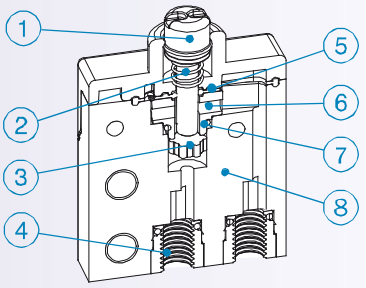

1 POUSSOIR : POM
2 RESSORT : Acier INOX
3 JOINT : NBR
4 INSERTS : Laiton OT 58
5 JOINT : NBR
6 BUSE : POM
7 O-RING : NBR
8 CORPS : POM

CARACTERISTIQUES TECHNIQUES

Construction:	2/2 - 3/2, NF & NO, à obturateur
Fluide:	air comprimé filtré (avec ou sans lubrification)
Installation:	toutes les positions grâce à des orifices dans le corps du distributeur
Type de connection:	M5 ou Ø4 mm autobloquants
Ø nominal:	2 mm
Pression d'exercice:	mini = 2 bar maxi = 10 bar
Température de travail:	mini = 5°C maxi = 50°C
Débit: (P=6bar - Δp=1bar)	75 Nl/min

 La société se réserve le droit de modifier à tout moment et sans préavis les cotes d'encombrement qui ne sont données qu'à titre indicatif

COMPOSANTS PNEUMATIQUES

SERIE 100 MV M5 -Ø4 mm

mini-distributeurs à commande mécanique

ACTIONNEMENT A POUSSOIR, 2/2 - 3/2

CARACTERISTIQUES TECHNIQUES
Force d'actionnement (à 6 bar) = 8 N
Poids = 0,024 Kg

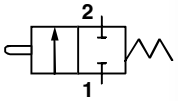

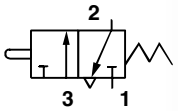

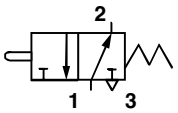

CODE	DESIGNATION
1000412001	MV M5 15 2 PU ML NC P
1000492001	MV AU4 15 2 PU ML NC P
1000413001	MV M5 15 3 PU ML NC P
1000493001	MV AU4 15 3 PU ML NC P
1000413002	MV M5 15 3 PU ML NO P
1000493002	MV AU4 15 3 PU ML NO P

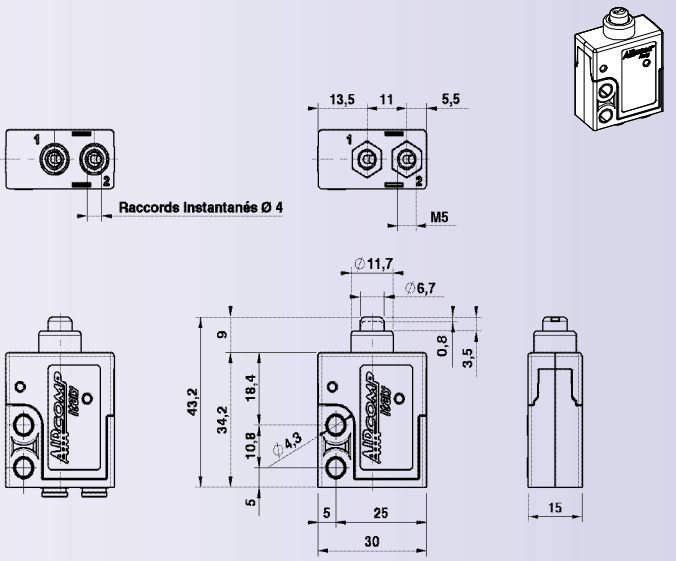

VERSION Ø 4 VERSION M5

ACTIONNEMENT A POUSSOIR AVEC TRAVERSEE DE CLOISON, 2/2 - 3/2

CARACTERISTIQUES TECHNIQUES
Force d'actionnement (à 6 bar) = 8 N
Poids = 0,029 Kg

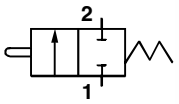

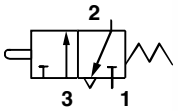

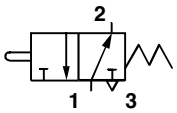

CODE	DESIGNATION
1000412004	MV M5 15 2 PP ML NC P
1000492004	MV AU4 15 2 PP ML NC P
1000413007	MV M5 15 3 PP ML NC P
1000493007	MV AU4 15 3 PP ML NC P
1000413008	MV M5 15 3 PP ML NO P
1000493008	MV AU4 15 3 PP ML NO P

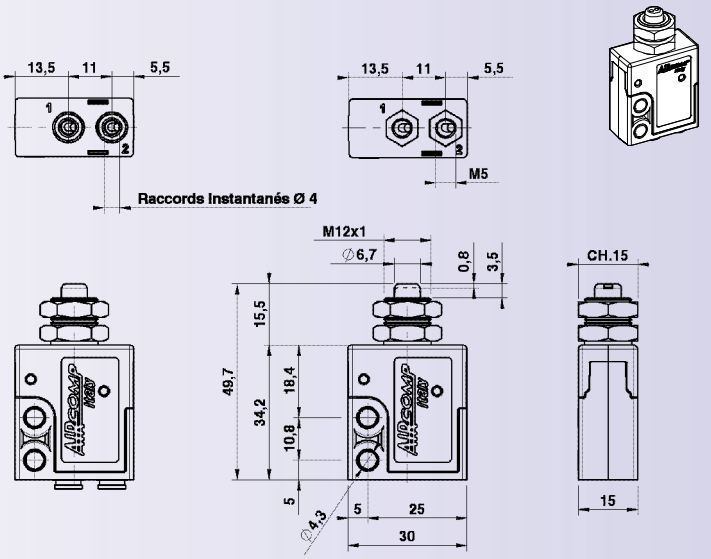

VERSION Ø 4 VERSION M5

COMPOSANTS PNEUMATIQUES

SERIE 100 MV M5 -Ø4 mm

mini-distributeurs à commande mécanique

ACTIONNEMENT PAR LEVIER A GALET, 2/2 - 3/2

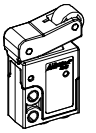

CARACTERISTIQUES TECHNIQUES
Force d'actionnement (à 6 bar) = 6 N
Poids = 0,027 Kg

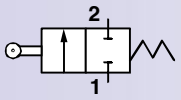

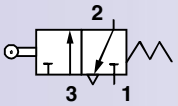

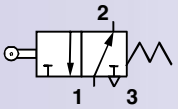

CODE	DESIGNATION
1000412002	MV M5 15 2 RL ML NC P
1000492002	MV AU4 15 2 RL ML NC P
1000413003	MV M5 15 3 RL ML NC P
1000493003	MV AU4 15 3 RL ML NC P
1000413004	MV M5 15 3 RL ML NO P
1000493004	MV AU4 15 3 RL ML NO P

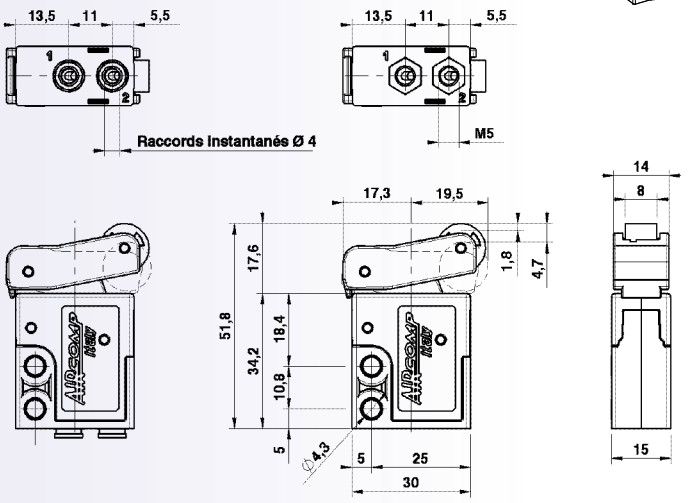

VERSION Ø 4 VERSION M5

ACTIONNEMENT PAR LEVIER A GALET UNIDIRECTIONNEL, 2/2 - 3/2

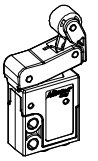

CARACTERISTIQUES TECHNIQUES
Force d'actionnement (à 6 bar) = 6 N
Poids = 0,031 Kg

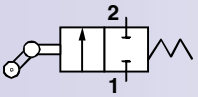

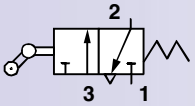

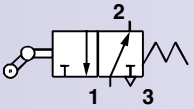

CODE	DESIGNATION
1000412003	MV M5 15 2 RU ML NC P
1000492003	MV AU4 15 2 RU ML NC P
1000413005	MV M5 15 3 RU ML NC P
1000493005	MV AU4 15 3 RU ML NC P
1000413006	MV M5 15 3 RU ML NO P
1000493006	MV AU4 15 3 RU ML NO P

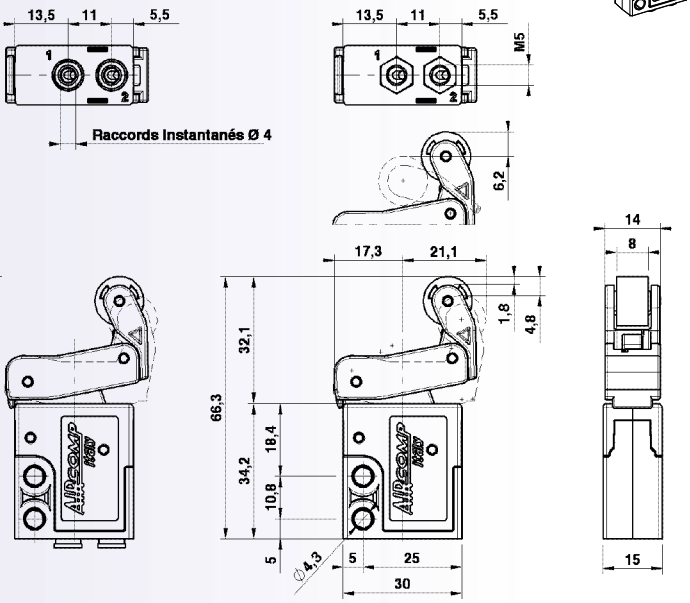

VERSION Ø 4 VERSION M5

 La société se réserve le droit de modifier à tout moment et sans préavis les cotes d'encombrement qui ne sont données qu'à titre indicatif

COMPOSANTS PNEUMATIQUES

SERIE 100 MV M5 -Ø4 mm

mini-distributeurs à commande manuelle

ACTIONNEMENT PAR LEVIER SENSIBLE, 2/2 - 3/2

CARACTERISTIQUES TECHNIQUES
Force d'actionnement (à 6 bar) = 6 N
Poids = 0,028 Kg

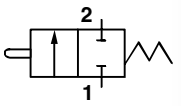

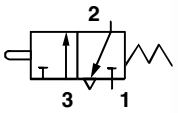

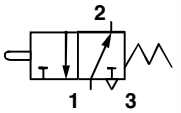

CODE	DESIGNATION
1000412006	MV M5 15 2 LT ML NC P
1000492006	MV AU4 15 2 LT ML NC P
1000413011	MV M5 15 3 LT ML NC P
1000493011	MV AU4 15 3 LT ML NC P
1000413012	MV M5 15 3 LT ML NO P
1000493012	MV AU4 15 3 LT ML NO P

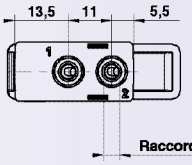

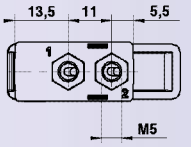

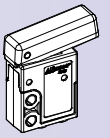

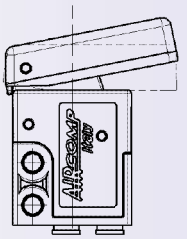

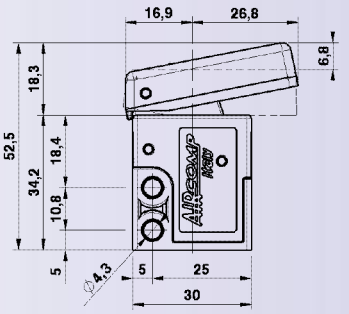

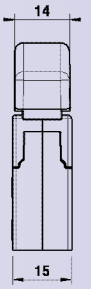

VERSION Ø 4 VERSION M5

ACTIONNEMENT PAR COMMANDE EN PANNEAU, 2/2 - 3/2

CARACTERISTIQUES TECHNIQUES
Poids = 0,030 Kg

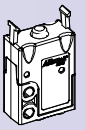

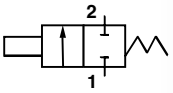

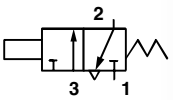

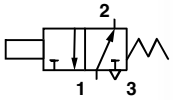

CODE	DESIGNATION
1000412005	MV M5 15 2 PB ML NC P
1000492005	MV AU4 15 2 PB ML NC P
1000413009	MV M5 15 3 PB ML NC P
1000493009	MV AU4 15 3 PB ML NC P
1000413010	MV M5 15 3 PB ML NO P
1000493010	MV AU4 15 3 PB ML NO P

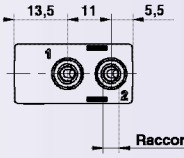

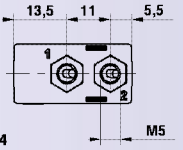

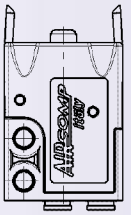

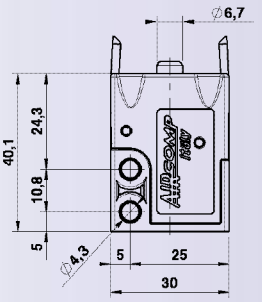

VERSION Ø 4 VERSION M5

NB: Combinaisons possibles
5/2 = 3/2 NC + 3/2 NO
5/3 centres fermés = 3/2 NC + 3/2 NC
5/3 centres en pression = 3/2 NO + 3/2 NO

CONFIGURATIONS DISPONIBLES (*)

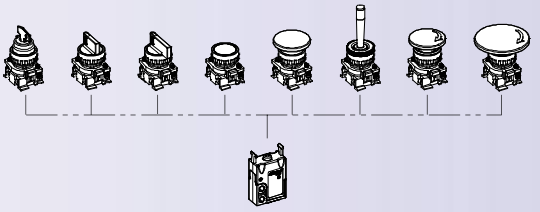

(*) Pour la consultation des codes et des caractéristiques des commandes à panneau voir page 144.

COMPOSANTS PNEUMATIQUES

SERIE 100 MV M5 -Ø4 mm

mini-distributeurs à commande mécanique

ACTIONNEMENT PAR LEVIER A GALET, 2/2 - 3/2 AVEC SORTIES LATERALES

CARACTERISTIQUES TECHNIQUES
Force d'actionnement (à 6 bar) = 6 N
Poids = 0,027 Kg

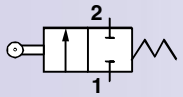

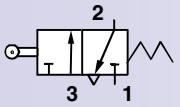

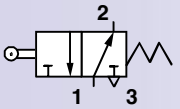

CODE	DESIGNATION
1000412102	MV ML5 15 2 RL ML NC P
1000492102	MV AL4 15 2 RL ML NC P
1000413103	MV ML5 15 3 RL ML NC P
1000493103	MV AL4 15 3 RL ML NC P
1000413104	MV ML5 15 3 RL ML NO P
1000493104	MV AL4 15 3 RL ML NO P

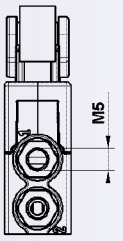

VERSION ML5

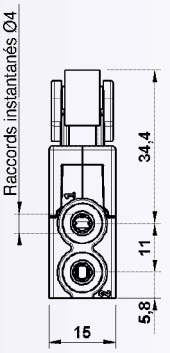

VERSION AL4

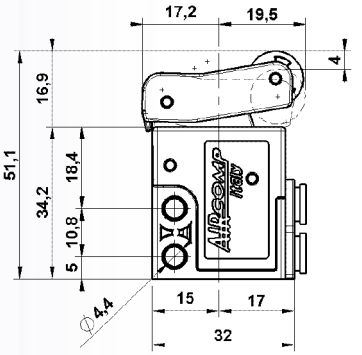

ACTIONNEMENT PAR COMMANDE EN PANNEAU, 2/2 - 3/2 AVEC SORTIES LATERALES

CARACTERISTIQUES TECHNIQUES
Poids = 0,030 Kg

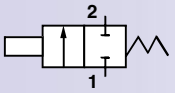

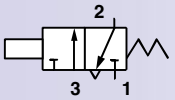

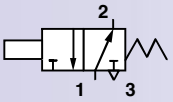

CODE	DESIGNATION
1000412105	MV ML5 15 2 PB ML NC P
1000492105	MV AL4 15 2 PB ML NC P
1000413109	MV ML5 15 3 PB ML NC P
1000493109	MV AL4 15 3 PB ML NC P
1000413110	MV ML5 15 3 PB ML NO P
1000493110	MV AL4 15 3 PB ML NO P

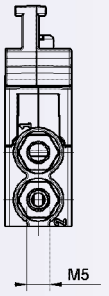

VERSION ML5

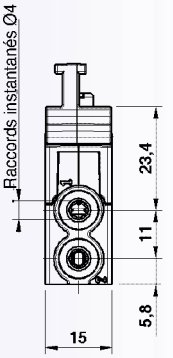

VERSION AL4

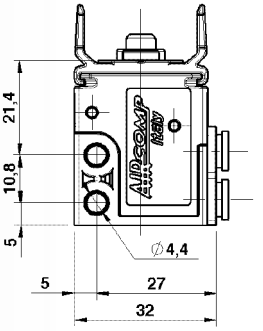

NB: Combinaisons possibles
5/2 = 3/2 NC + 3/2 NO
5/3 centres ouverts = 3/2 NC + 3/2 NC
5/3 centres en pression = 3/2 NO + 3/2 NO

CONFIGURATIONS DISPONIBLES (*)

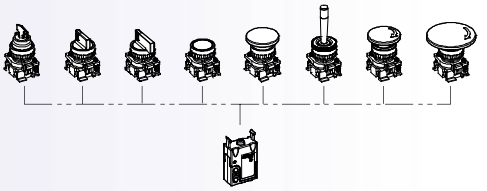

(*) Pour la consultation des codes et des caractéristiques des commandes à panneau voir page 144.

 La société se réserve le droit de modifier à tout moment et sans préavis les cotes d'encombrement qui ne sont données qu'à titre indicatif